





District Health Assessment for Multiple District B through February 2025

		Clubs							Membership							Member Strength		Cancellation		Reports			Finance	Leadership			
District Name	Status/ Number of Months in Status *	Active Clubs	Clubs in Status Quo	Total Clubs	% Status Quo Clubs in Financial Suspension	New Clubs	Cancelled Clubs	YTD Net Club Gain/Loss	Current Members In Active Clubs	Current Members In Status Quo Clubs	Current Total Members Count	YTD Add	YTD Drop	YTD NetGrowth (includes Active and Status Quo)	YTD NetGrowth% (includes Active and Status Quo)	Member Count 12 Months Ago	Average Member Count Per Club	% of Clubs with less than 20 members	Average Cancelled Club Age	Members Lost Due to Cancelled Clubs	% of Clubs Reporting Service	% No MMR in 3 Months	% No Officer Report in 12 months	% of Clubs with balance 90+ days	Number of Zone Chairs Recorded	Number of Region Chairs Recorded	District Officers Vacancies **
B 1	T(24)	50	0	50	0%	0	6	-6	981	0	981	82	190	-108	-9.92%	0	20	64%	9	100	84%	46%	4%	6%	24	10	
B 2	T(19)	63	0	63	0%	2	0	2	1148	0	1148	119	130	-11	-0.95%	0	18	57%	0	0	84%	54%	5%	5%	11	14	
B 3		70	0	70	0%	1	5	-4	1854	0	1854	120	195	-75	-3.89%	0	26	37%	14	74	69%	57%	11%	17%	20	8	
B 4		54	0	54	0%	3	0	3	1397	0	1397	202	124	78	5.91%	0	26	43%	0	0	93%	31%	9%	0%	13	5	
B 5	T(24)	48	0	48	0%	1	0	1	914	0	914	91	76	15	1.67%	0	19	50%	0	0	73%	50%	6%	15%	13	21	
B 6	T(24)	48	0	48	0%	3	2	1	874	0	874	195	116	79	9.94%	0	18	65%	4	41	75%	42%	6%	15%	14	9	
B 7	T(24)	51	1	52	100%	0	3	-3	1060	13	1073	143	204	-61	-5.38%	0	21	54%	28	45	75%	33%	2%	12%	34	20	
B 8	T(24)	33	0	33	0%	0	0	0	691	0	691	94	29	65	10.38%	0	21	45%	0	0	97%	45%	6%	6%	12	7	
B 9	T(24)	26	0	26	0%	0	3	-3	505	0	505	64	99	-35	-6.48%	0	19	46%	3	63	73%	62%	19%	19%	9	8	
		443	1	444	100%	10	19	-9	9424	13	9437	1110	1163	-53	-0.56%	0	21	51%	12	323	80%	46%	7%	10%	150	102	




District Health Assessment for Multiple District F through February 2025

		Clubs							Membership							Member Strength		Cancellation		Reports			Finance		Leadership		
District Name	Status/ Number of Months in Status *	Active Clubs	Clubs in Status Quo	Total Clubs	% Status Quo Clubs in Financial Suspension	New Clubs	Cancelled Clubs	YTD Net Club Gain/ Loss	Current Members In Active Clubs	Current Members In Status Quo Clubs	Current Total Members Count	YTD Add	YTD Drop	YTD NetGrowth (includes Active and Status Quo)	YTD NetGrowth% (includes Active and Status Quo)	Member Count 12 Months Ago	Average Member Count Per Club	% of Clubs with less than 20 members	Average Cancelled Club Age	Members Lost Due to Cancelled Clubs	% of Clubs Reporting Service	% No MMR in 3 Months	% No Officer Report in 12 months	% of Clubs with balance 90+ days	Number of Zone Chairs Recorded	Number of Region Chairs Recorded	District Officers Vacancies **
F 1	T(24)	69	0	69	0%	1	2	-1	1085	0	1085	152	165	-13	-1.18%	0	16	77%	6	73	87%	59%	1%	4%	20	10	
F 2	T(24)	48	0	48	0%	1	1	0	1068	0	1068	154	172	-18	-1.66%	0	22	44%	3	56	94%	60%	0%	23%	18	0	
F 3	T(24)	39	0	39	0%	0	0	0	523	0	523	84	120	-36	-6.44%	0	13	87%	0	0	74%	51%	0%	5%	9	1	
F 4	T(24)	46	0	46	0%	0	0	0	895	0	895	68	76	-8	-0.89%	0	19	46%	0	0	100%	33%	0%	2%	12	4	
		202	0	202	0%	2	3	-1	3571	0	3571	458	533	-75	-2.06%	0	18	64%	5	129	89%	52%	0%	8%	59	15	



District Health Assessment for Multiple District G through February 2025

	Clubs								Membership							Member Strength		Cancellation		Reports			Finance		Leadership			
	Status/ District Name	Number of Months in Status *	Active Clubs	Clubs in Status Quo	Total Clubs	% Status Quo Clubs in Financial Suspension	New Clubs	Cancelled Clubs	YTD Net Club Gain/ Loss	Current Members In Active Clubs	Current Members In Status Quo Clubs	Current Total Members Count	YTD Add	YTD Drop	YTD NetGrowth (includes Active and Status Quo)	YTD NetGrowth% (includes Active and Status Quo)	Member Count 12 Months Ago	Average Member Count Per Club	% of Clubs with less than 20 members	Average Cancelled Club Age	Members Lost Due to Cancelled Clubs	% of Clubs Reporting Service	% No MMR in 3 Months	% No Officer Report in 12 months	% of Clubs with balance 90+ days	Number of Zone Chairs Recorded	Number of Region Chairs Recorded	District Officers Vacancies **
G 1		61	1	62	0%	2	4	-2		1456	33	1489	160	128	32	2.20%	0	24	39%	10	33	65%	48%	0%	10%	0	0	
G 2	T(17)	52	1	53	100%	1	3	-2		1219	16	1235	169	130	39	3.26%	0	23	47%	10	42	75%	57%	8%	19%	17	6	
		113	2	115	50%	3	7	-4		2675	49	2724	329	258	71	2.68%	0	24	43%	10	75	70%	52%	3%	14%	17	6	

* - District Status: P - Provisional, T - Transitional.
** - District Officers Vacancies: DG - District Governor, 1st VDG - First Vice District Governor, 2nd VDG - Second Vice District Governor.